



STM32MP1 Developer Package - Linux kernel



This article provides the following information:



- How to download and install the **latest** Linux kernel for the STM32 microprocessor Series used
- Where to find the associated release note
- Where to find the previous releases (archives)



To use this package efficiently, please read the Developer Package article relative to your STM32 microprocessors Series: [Category:Developer Package](#)




1 STM32MP15-Ecosystem-v2.1.0 release

- The STM32MP1 Linux kernel is delivered through a tarball file named **en.SOURCES-kernel-stm32mp1-openstlinux-5-4-dunfell-mp1-20-11-12.tar.xz** for STM32MP157x-EV1  and STM32MP157x-DKx  boards.
- Download and install the STM32MP1 Linux kernel

The software package is provided AS IS, and by downloading it, you agree to be bound to the terms of the [software license agreement \(SLA\)](#). The detailed content licenses can be found [here](#).



To download a package, it is recommended to be logged in to your "myst" account [1]. If, trying to download, you encounter a "403 error", you could try to empty your browser cache to workaround the problem. We are working on the resolution of this problem. We apologize for this inconvenience

STM32MP1 Developer Package Linux kernel - STM32MP15-Ecosystem-v2.1.0 release	
Download	You need to be logged on to my.st.com before accessing the following link en.SOURCES-kernel-stm32mp1-openstlinux-5-4-dunfell-mp1-20-11-12.tar.xz
Installation	<ul style="list-style-type: none"> Go to the host PC directory in which you want to install the Developer Package (<Developer Package installation directory>); if you follow the proposition to organize the working directory, this means: <pre style="border: 1px dashed black; padding: 5px; margin: 10px 0;">\$ cd <working directory path>/Developer-Package</pre> Download the tarball file in this directory Uncompress the tarball file to get the Linux kernel (Linux kernel source code, ST patches, ST configuration fragments...): <pre style="border: 1px dashed black; padding: 5px; margin: 10px 0;">PC \$> \$ tar xvf en.SOURCES-kernel-stm32mp1-openstlinux-5-4-dunfell-mp1-20-11-12.tar.xz PC \$> \$ cd stm32mp1-openstlinux-5-4-dunfell-mp1-20-11-12/sources/arm-ostl-linux-gnueabi/linux-stm32mp-5.4.56-r0 PC \$> \$ tar xvf linux-5.4.56.tar.xz</pre>
Release note	<p>Details of the content of the Linux kernel are available in the associated STM32MP15 OpenSTLinux release note.</p> <p> If you are interested in older releases, please have a look into the section Archives.</p>

- The **Linux kernel installation directory** is in the <Developer Package installation directory>/stm32mp1-openstlinux-5-4-dunfell-mp1-20-11-12/sources/arm-ostl-linux-gnueabi directory, and is named *linux-stm32mp-<kernel version>*:





```
linux-stm32mp-5.4.56-r0      Linux kernel installation directory
├─ [*].patch                ST patches to apply during the Linux kernel preparation (see
next chapter)
├─ fragment-[*].config     ST configuration fragments to apply during the Linux kernel
configuration (see next chapter)
├─ linux-5.4.56            Linux kernel source code directory
├─ linux-5.4.56.tar.xz     Tarball file of the Linux kernel source code
├─ README.HOW_TO.txt      Helper file for Linux kernel management: reference for Linux
kernel build
└─ series                  List of all ST patches to apply
```



2 Archives

This wiki is for the v2 ecosystem releases. For information about the previous ecosystem releases, please go through the Wiki archives.

2.1 STM32MP15-Ecosystem-v2.0.0 release


- The STM32MP1 Linux kernel is delivered through a tarball file named **en.SOURCES-kernel-stm32mp1-openstlinux-5-4-dunfell-mp1-20-06-24.tar.xz** for STM32MP157x-EV1  and STM32MP157x-DKx  boards.
- Download and install the STM32MP1 Linux kernel

The software package is provided AS IS, and by downloading it, you agree to be bound to the terms of the software license agreement (SLA). The detailed content licenses can be found [here](#).



**To download a package, it is recommended to be logged in to your "myst" account [2]. If, trying to download, you encounter a "403 error", you could try to empty your browser cache to workaround the problem. We are working on the resolution of this problem.
We apologize for this inconvenience**



STM32MP1 Developer Package Linux kernel - STM32MP15-Ecosystem-v2.0.0 release	
Download	You need to be logged on to <i>my.st.com</i> before accessing the following link en.SOURCES-kernel-stm32mp1-openstlinux-5-4-dunfell-mp1-20-06-24.tar.xz
Installation	<ul style="list-style-type: none"> Go to the host PC directory in which you want to install the Developer Package (<<i>Developer Package installation directory</i>>); if you follow the proposition to organize the working directory, this means: <pre style="border: 1px dashed black; padding: 5px; margin: 10px 0;">\$ cd <working directory path>/Developer-Package</pre> Download the tarball file in this directory Uncompress the tarball file to get the Linux kernel (Linux kernel source code, ST patches, ST configuration fragments...): <pre style="border: 1px dashed black; padding: 5px; margin: 10px 0;">PC \$> \$ tar xvf en.SOURCES-kernel-stm32mp1-openstlinux-5-4-dunfell-mp1-20-06-24.tar.xz PC \$> \$ cd stm32mp1-openstlinux-5.4-dunfell-mp1-20-06-24/sources/arm-ostl-linux-gnueabi/linux-stm32mp-5.4.31-r0 PC \$> \$ tar xvf linux-5.4.31.tar.xz</pre>
Release note	<p>Details of the content of the Linux kernel are available in the associated STM32MP15 OpenSTLinux release note.</p> <p> If you are interested in older releases, please have a look into the section Archives.</p>

- The **Linux kernel installation directory** is in the <*Developer Package installation directory*>/stm32mp1-openstlinux-20-06-24/sources/arm-ostl-linux-gnueabi directory, and is named *linux-stm32mp-<kernel version>*:

```

linux-stm32mp-5.4.31-r0
├── [*].patch           Linux kernel installation directory
├── fragment-[*].config ST patches to apply during the Linux kernel preparation (see
next chapter)
├── linux-5.4.31       Linux kernel source code directory
├── linux-5.4.31.tar.xz Tarball file of the Linux kernel source code
├── README.HOW_TO.txt  Helper file for Linux kernel management: reference for Linux
kernel build
└── series             List of all ST patches to apply

```