



STM32MP15 Evaluation boards - required material





STM32MP15 Evaluation boards - required material



Contents



A quality version of this page, approved on 24 June 2020, was based off this revision.

This article aims to present the mandatory and optional material needed for an STM32MP157x-EV1 Evaluation board. It is valid for the STM32MP157A-EV1 , STM32MP157D-EV1 , STM32MP157C-EV1  and STM32MP157F-EV1  Evaluation boards: the part numbers are specified in the [STM32MP15 microprocessor part numbers](#) article.

Warning

To start efficiently the board, it's recommended to go through the Starter Package article relative to your board: [Category:Starter Package](#)

Mandatory

PC	Linux or Windows operating systems. See PC prerequisites for more details on the required configurations
STM32MP157x-EV1 Evaluation board	High-end development platform for the STM32MP15 microprocessor device including: <ul style="list-style-type: none"> • a MB1262 motherboard • a MB1263 daughterboard • a MB1230 DSI 720p display • a MB1379 daughterboard camera
Power supply	Power supply block (5V, 3A) for the MB1263 daughterboard
MicroSD card	It is populated with OpenSTLinux distribution (Linux software), and provides extra storage capacity. A 2-Gbyte minimum MicroSD card is needed
USB micro-B cable	It connects the STM32MP157x-EV1 Evaluation board to the PC through the USB micro-B (ST-LINK/V2-1) connector
USB micro-AB cable	It connects the STM32MP157x-EV1 Evaluation board to an USB OTG device through the USB micro-AB connector

Optional

USB keyboard and mouse	Thanks to the USB type A connectors, the STM32MP157x-EV1 Evaluation board can be equipped with a full-size keyboard and mouse
Ethernet cable	It can connect the STM32MP157x-EV1 Evaluation board to a network through the RJ45 connector
RS232 cable	It can connect the STM32MP157x-EV1 Evaluation board to the PC through the UART connector as an alternative of the ST-LINK/V2-1 connection
CAN cable	It can connect the STM32MP157x-EV1 Evaluation board to CAN devices through the CAN FD/TT connectors
Trace cable	It can connect the STM32MP157x-EV1 Evaluation board to an external tool through the Trace connector



JTAG cable	It can connect the STM32MP157x-EV1 Evaluation board to an external tool through the JTAG connector
-------------------	--

Optionally, devices and extension boards might be plugged to the STM32MP157x-EV1 Evaluation board thanks to connectors such as:

- the Ethernet daughterboard connector
- the GPIO expansion connector
- the Motor control connector
- ...

Universal Asynchronous Receiver/Transmitter