







## STM32MP15 Evaluation boards - required material

---

### STM32MP15 Evaluation boards - required material



A quality version of this page, approved on 24 June 2020, was based off this revision.

This article aims to present the mandatory and optional material needed for an STM32MP157x-EV1 Evaluation board. It is valid for the STM32MP157A-EV1 , STM32MP157D-EV1 , STM32MP157C-EV1  and STM32MP157F-EV1  Evaluation boards: the part numbers are specified in the [STM32MP15 microprocessor part numbers](#) article.

### Warning

To start efficiently the board, it's recommended to go through the Starter Package article relative to your board: [Category:Starter Package](#)

### Mandatory

<b>PC</b>	Linux or Windows operating systems. See <a href="#">PC prerequisites</a> for more details on the required configurations
<b>STM32MP157x-EV1 Evaluation board</b>	High-end development platform for the STM32MP15 microprocessor device including: <ul style="list-style-type: none"> <li>• a MB1262 motherboard</li> <li>• a MB1263 daughterboard</li> <li>• a MB1230 DSI 720p display</li> <li>• a MB1379 daughterboard camera</li> </ul>
<b>Power supply</b>	Power supply block (5V, 3A) for the MB1263 daughterboard
<b>MicroSD card</b>	It is populated with OpenSTLinux distribution (Linux software), and provides extra storage capacity. A 2-Gbyte minimum MicroSD card is needed
<b>USB micro-B cable</b>	It connects the STM32MP157x-EV1 Evaluation board to the PC through the USB micro-B (ST-LINK/V2-1) connector
<b>USB micro-AB cable</b>	It connects the STM32MP157x-EV1 Evaluation board to an USB OTG device through the USB micro-AB connector

### Optional

<b>USB keyboard and mouse</b>	Thanks to the USB type A connectors, the STM32MP157x-EV1 Evaluation board can be equipped with a full-size keyboard and mouse
<b>Ethernet cable</b>	It can connect the STM32MP157x-EV1 Evaluation board to a network through the RJ45 connector
<b>RS232 cable</b>	It can connect the STM32MP157x-EV1 Evaluation board to the PC through the UART connector as an alternative of the ST-LINK/V2-1 connection
<b>CAN cable</b>	It can connect the STM32MP157x-EV1 Evaluation board to CAN devices through the CAN FD/TT connectors
<b>Trace cable</b>	It can connect the STM32MP157x-EV1 Evaluation board to an external tool through the Trace connector



<b>JTAG cable</b>	It can connect the STM32MP157x-EV1 Evaluation board to an external tool through the JTAG connector
-------------------	--

**Optionally**, devices and extension boards might be plugged to the STM32MP157x-EV1 Evaluation board thanks to connectors such as:

- the Ethernet daughterboard connector
- the GPIO expansion connector
- the Motor control connector
- ...

Linux<sup>®</sup> is a registered trademark of Linus Torvalds.

Display Serial Interface (MIPI<sup>®</sup> Alliance standard)

USB On-The-Go (Capability/type of USB port, acting primarily as USB device, to also act as USB host. Also known as USB OTG.)

Universal Asynchronous Receiver/Transmitter

Controller Area Network (robust bus mainly used for automotive applications)

debug and test protocol, named from the Joint Test Action Group that developed it

General-Purpose Input/Output (A realization of open ended transmission between devices on an embedded level. These pins available on a processor can be programmed to be used to either accept input or provide output to external devices depending on user desires and applications requirements.)