



STM32MP157x-DKx - board assembly



Contents

1. STM32MP157x-DKx - board assembly	3
2. Category:Starter Package	4
3. MB1272	6
4. MB1407	7
5. STM32MP15 microprocessor	8



A quality version of this page, accepted on 8 June 2020, was based off this revision.

This article explains how to assemble the **STM32MP157x-DKx** Discovery kits. It is valid for the STM32MP157A-DK1 [i](#), STM32MP157D-DK1 [i](#), STM32MP157C-DK2 [i](#) and STM32MP157F-DK2 [i](#) Discovery kits: the part numbers are specified in the STM32MP15 microprocessor part numbers article.




To successfully start the board, it is recommended to go through the corresponding Starter Package article: Category:Starter Package

The STM32MP157x-DKx Discovery kits packages (STM32MP157A-DK1 [i](#), STM32MP157D-DK1 [i](#), STM32MP157C-DK2 [i](#) and STM32MP157F-DK2 [i](#)) are delivered assembled, and contain the items listed below. A USB Type-C™ cable is also included.

Please note that;

- the **STM32MP157A-DK1** [i](#) and **STM32MP157D-DK1** [i](#) Discovery kits neither include the "WLAN + Bluetooth" component (muRata LBEE5KL1DX), nor the MB1407 daughterboard DSI display
- the **STM32MP157C-DK2** [i](#) and **STM32MP157F-DK2** [i](#) Discovery kits include the "WLAN + Bluetooth" component (muRata LBEE5KL1DX), and the MB1407 daughterboard DSI display

Position	Description
1	MB1272 motherboard ("WLAN + Bluetooth" component included only for the STM32MP157C-DK2 i and STM32MP157F-DK2 i Discovery kits)
2	MB1407 daughterboard DSI display (480x800 pixels): only for the STM32MP157C-DK2 i and STM32MP157F-DK2 i Discovery kits
3	microSD card



STM32MP157x-DKx Discovery kit assembled
STM32MP157C-DK2 Discovery kit shown here (picture not contractual)

USB port or connector

Display Serial Interface (MIPI® Alliance standard)

Stable: 17.06.2020 - 15:27 / Revision: 16.01.2020 - 13:43

This article explains how to assemble the **STM32MP157x-DKx** Discovery kits. It is valid for the STM32MP157A-DK1 [i](#), STM32MP157D-DK1 [i](#), STM32MP157C-DK2 [i](#) and STM32MP157F-DK2 [i](#) Discovery kits: the part numbers are specified in the STM32MP15 microprocessor part numbers article.



To successfully start the board, it is recommended to go through the corresponding Starter Package article: Category:Starter Package





The STM32MP157x-DKx Discovery kits packages (STM32MP157A-DK1 [i](#), STM32MP157D-DK1 [i](#), STM32MP157C-DK2 [i](#) and STM32MP157F-DK2 [i](#)) are delivered assembled, and contain the items listed below. A USB Type-C™ cable is also included.


Please note that;

- the **STM32MP157A-DK1** [i](#) and **STM32MP157D-DK1** [i](#) Discovery kits neither include the "WLAN + Bluetooth" component (muRata LBEE5KL1DX), nor the MB1407 daughterboard DSI display



- the **STM32MP157C-DK2**  and **STM32MP157F-DK2**  Discovery kits include the "WLAN + Bluetooth" component (muRata LBEE5KL1DX), and the MB1407 daughterboard DSI display

Position	Description
1	MB1272 motherboard ("WLAN + Bluetooth" component included only for the STM32MP157C-DK2  and STM32MP157F-DK2  Discovery kits)
2	MB1407 daughterboard DSI display (480x800 pixels): only for the STM32MP157C-DK2  and STM32MP157F-DK2  Discovery kits
3	microSD card



STM32MP157x-DKx Discovery kit assembled
STM32MP157C-DK2 Discovery kit shown here (picture not contractual)

USB port or connector

Display Serial Interface (MIPI[®] Alliance standard)




Pages in category "Starter Package"

The following 3 pages are in this category, out of 3 total.





S

- [STM32MP15 Discovery kits - Starter Package](#)
- [STM32MP15 Evaluation boards - Starter Package](#)
- [STM32MP15 Evaluation boards - Starter Package for Android](#)
Stable: 15.06.2020 - 10:52 / Revision: 15.06.2020 - 10:51

This article explains how to assemble the **STM32MP157x-DKx** Discovery kits. It is valid for the STM32MP157A-DK1 , STM32MP157D-DK1 , STM32MP157C-DK2  and STM32MP157F-DK2  Discovery kits: the part numbers are specified in the STM32MP15 microprocessor part numbers article.








To successfully start the board, it is recommended to go through the corresponding Starter Package article: [Category:Starter Package](#)

The STM32MP157x-DKx Discovery kits packages (STM32MP157A-DK1 , STM32MP157D-DK1 , STM32MP157C-DK2  and STM32MP157F-DK2 ) are delivered assembled, and contain the items listed below. A USB Type-C™ cable is also included.

Please note that;

- the **STM32MP157A-DK1**  and **STM32MP157D-DK1**  Discovery kits neither include the "WLAN + Bluetooth" component (muRata LBEE5KL1DX), nor the MB1407 daughterboard DSI display
- the **STM32MP157C-DK2**  and **STM32MP157F-DK2**  Discovery kits include the "WLAN + Bluetooth" component (muRata LBEE5KL1DX), and the MB1407 daughterboard DSI display

Position	Description
1	MB1272 motherboard ("WLAN + Bluetooth" component included only for the STM32MP157C-DK2  and STM32MP157F-DK2  Discovery kits)
2	MB1407 daughterboard DSI display (480x800 pixels): only for the STM32MP157C-DK2  and STM32MP157F-DK2  Discovery kits
3	microSD card



STM32MP157x-DKx Discovery kit assembled

STM32MP157C-DK2 Discovery kit shown here (picture not contractual)





USB port or connector

Display Serial Interface (MIPI® Alliance standard)
Stable: 15.06.2020 - 10:42 / Revision: 15.06.2020 - 10:41

This article explains how to assemble the **STM32MP157x-DKx** Discovery kits. It is valid for the STM32MP157A-DK1 , STM32MP157D-DK1 , STM32MP157C-DK2  and STM32MP157F-DK2  Discovery kits: the part numbers are specified in the STM32MP15 microprocessor part numbers article.



To successfully start the board, it is recommended to go through the corresponding Starter Package article: [Category:Starter Package](#)


The STM32MP157x-DKx Discovery kits packages (STM32MP157A-DK1 , STM32MP157D-DK1 , STM32MP157C-DK2 ) and STM32MP157F-DK2 ) are delivered assembled, and contain the items listed below. A USB Type-C™ cable is also included.

Please note that;

- the **STM32MP157A-DK1**  and **STM32MP157D-DK1**  Discovery kits neither include the "WLAN + Bluetooth" component (muRata LBEE5KL1DX), nor the MB1407 daughterboard DSI display
- the **STM32MP157C-DK2**  and **STM32MP157F-DK2**  Discovery kits include the "WLAN + Bluetooth" component (muRata LBEE5KL1DX), and the MB1407 daughterboard DSI display



Position	Description
1	MB1272 motherboard ("WLAN + Bluetooth" component included only for the STM32MP157C-DK2 ⓘ and STM32MP157F-DK2 ⓘ Discovery kits)
2	MB1407 daughterboard DSI display (480x800 pixels): only for the STM32MP157C-DK2 ⓘ and STM32MP157F-DK2 ⓘ Discovery kits
3	microSD card



STM32MP157x-DKx Discovery kit assembled
STM32MP157C-DK2 Discovery kit shown here (picture not contractual)

USB port or connector





Display Serial Interface (MIPI® Alliance standard)

Stable: **Not stable** / Revision: 11.01.2021 - 09:00

This article explains how to assemble the **STM32MP157x-DKx** Discovery kits. It is valid for the STM32MP157A-DK1 ⓘ, STM32MP157D-DK1 ⓘ, STM32MP157C-DK2 ⓘ and STM32MP157F-DK2 ⓘ Discovery kits: the part numbers are specified in the STM32MP15 microprocessor part numbers article.








To successfully start the board, it is recommended to go through the corresponding Starter Package article: Category:Starter Package

The STM32MP157x-DKx Discovery kits packages (STM32MP157A-DK1 , STM32MP157D-DK1 , STM32MP157C-DK2 ) and STM32MP157F-DK2 ) are delivered assembled, and contain the items listed below. A USB Type-C™ cable is also included.

Please note that;

- the **STM32MP157A-DK1**  and **STM32MP157D-DK1**  Discovery kits neither include the "WLAN + Bluetooth" component (muRata LBEE5KL1DX), nor the MB1407 daughterboard DSI display
- the **STM32MP157C-DK2**  and **STM32MP157F-DK2**  Discovery kits include the "WLAN + Bluetooth" component (muRata LBEE5KL1DX), and the MB1407 daughterboard DSI display

Position	Description
1	MB1272 motherboard ("WLAN + Bluetooth" component included only for the STM32MP157C-DK2  and STM32MP157F-DK2  Discovery kits)
2	MB1407 daughterboard DSI display (480x800 pixels): only for the STM32MP157C-DK2  and STM32MP157F-DK2  Discovery kits
3	microSD card



STM32MP157x-DKx Discovery kit assembled
STM32MP157C-DK2 Discovery kit shown here (picture not contractual)

USB port or connector

Display Serial Interface (MIPI[®] Alliance standard)