

# Netdata

Stable: 11.02.2019 - 12:21 / Revision: 10.01.2019 - 11:09

A [quality version](#) of this page, [approved](#) on *11 February 2019*, was based off this revision.  
It was rated: **Expert:** Approved **Technical writer:** Approved **Maintainer:** Approved

## Contents

1 Article Purpose .....	1
2 Introduction .....	1
3 Installing the trace and debug tool on your target board .....	3
3.1 Using the STM32MPU Embedded Software distribution .....	3
3.2 Using the STM32MPU Embedded Software distribution for Android™ .....	3
4 Getting started .....	3
4.1 netdata service .....	3
4.2 Generic netdata web page .....	4
4.3 Customized netdata web page .....	4
5 References .....	5

## 1 Article Purpose

This article provides the basic information needed to start using the Linux® monitoring tool: **netdata**<sup>[1]</sup>.


## 2 Introduction

The following table provides a brief description of the tool, as well as its availability depending on the software packages:

☑: this tool is either present (ready to use or to be activated), or can be integrated and activated on the software package.

☒: this tool is not present and cannot be integrated, or it is present but cannot be activated on the software package.

Tool			STM32MPU Embedded Software distribution			STM32MPU Embedded Software distribution for Android™		
Name	Category	Purpose	Starter Package	Developer Package	Distribution Package	Starter Package	Developer Package	Distribution Package
		netdat						

<p>netdata</p>	<p>Monitoring tools</p>	<p><b>a</b><sup>[1]</sup> is a system for distributed real-time performance and health monitoring. It provides unparalleled insights, in real-time, of everything happening on the system it runs (including applications such as web and database servers), using modern interactive web dashboards.</p>	<p>✔</p>	<p>✔</p>	<p>✔</p>	<p></p>
----------------	-------------------------	---	----------	----------	----------	---

## 3 Installing the trace and debug tool on your target board

### 3.1 Using the STM32MPU Embedded Software distribution

**netdata** is installed by default and ready to be used with all STM32MPU Embedded Software Packages.

```
Board $> which netdata
/usr/sbin/netdata
```

It is integrated in weston image distribution through meta-st package: *meta-st/meta-st-openstlinux/recipes-st/packagegroups/packagegroup-framework-tools.bb*.

```
RDEPENDS_packagegroup-framework-tools-ui = "\
  ${@bb.utils.contains('DISTRO_FEATURES', 'x11', 'xvinfo', , d)} |
  ${@bb.utils.contains('DISTRO_FEATURES', 'gplv3', 'glmark2', , d)} |
  ${@bb.utils.contains('DISTRO_FEATURES', 'gplv3', 'netdata', , d)} |
  ${@bb.utils.contains('DISTRO_FEATURES', 'gplv3', 'lmsensors-libsensors', , d)} |
"
```

### 3.2 Using the STM32MPU Embedded Software distribution for Android™



Coming soon

## 4 Getting started

**netdata** provides all monitoring information on a web page accessible at the IP address of the board.

It proposes a default web page, on port 19999. It is also possible to create a custom page.

### 4.1 netdata service

**netdata** is managed as a service. In OpenSTLinux distribution, it can be found under *meta-st/meta-st-openstlinux/recipes-webadmin/netdata/netdata/netdata.service*.

The following command allows to verify if the service is active and running on the target board:

```
Board $> systemctl | grep netdata
netdata.service                                loaded active running Netdata, Real-time perf
```

In case it is not running, the service can be started using the following command:

```
Board $> systemctl start netdata
```

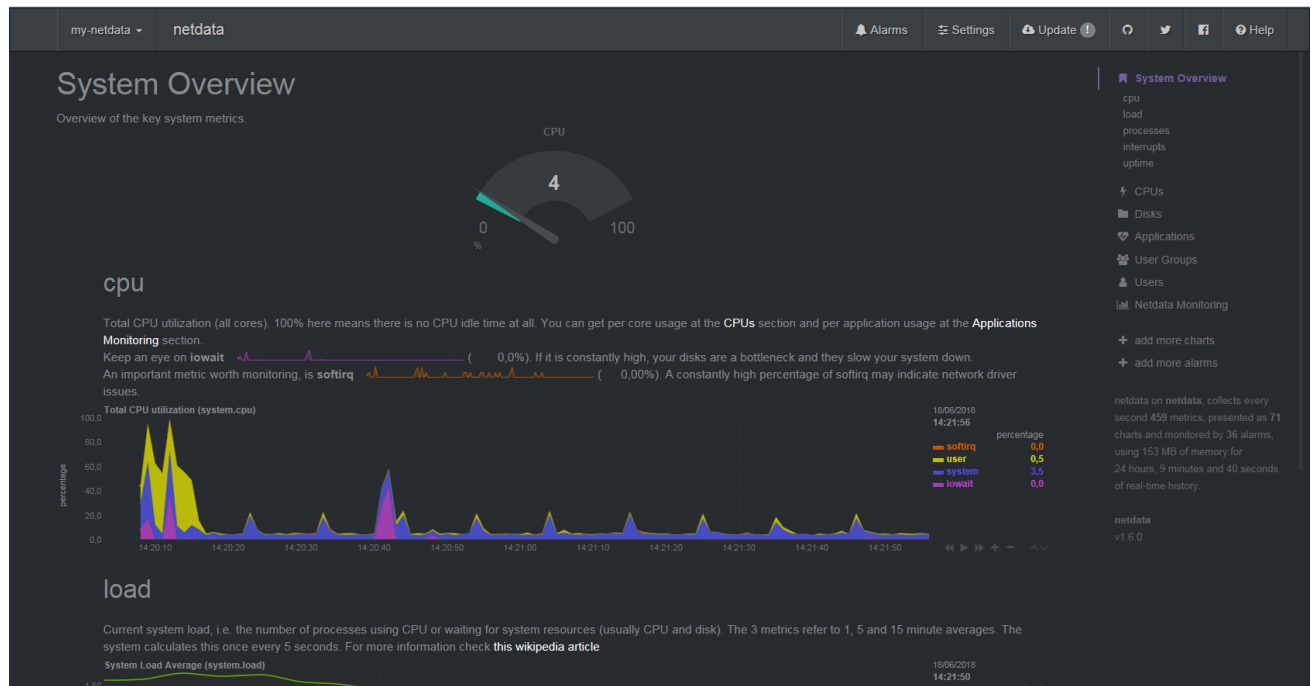
It is recommended to stop the service when it is not needed any longer:

```
Board $> systemctl stop netdata
```

## 4.2 Generic netdata web page

On host PC browser, the generic netdata web page is found at address:

`http://<ip_of_board>:19999`



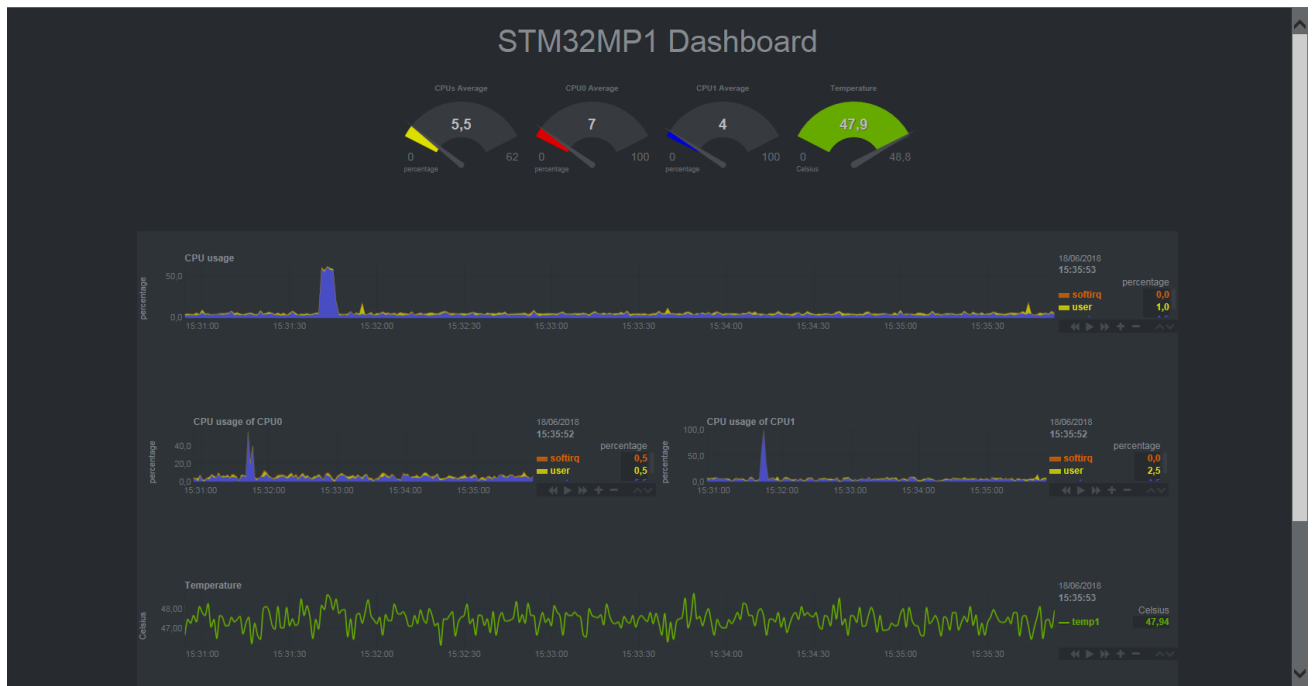
## 4.3 Customized netdata web page

A customized web page is proposed in OpenSTLinux environment to monitor some specific indicators:  
**STM32MP1 Dashboard**

- Starter and Developer Packages
  - directly accessible on the target under: `/usr/share/netdata/web/stm32.html`
- Distribution Package
  - available under recipes-webadmin directory in file: `meta-st/meta-st-openstlinux/recipes-webadmin/netdata/netdata/stm32.html`

On host PC browser, it is available at address:

`http://<ip_of_board>:19999/stm32.html`



## 5 References

1. <sup>1.0</sup> <sup>1.1</sup> <https://my-netdata.io>

### ■ Useful external links

#### Document link

[netdata source and documentation page](#)

#### Document Type

Standard

#### Description

GitHub link reference