



## STM32MP157x-DKx - board connections



---





## Contents

---

1. STM32MP157x-DKx - board connections .....	3
2. Category:Starter Package .....	3
3. STM32MP15 microprocessor .....	5

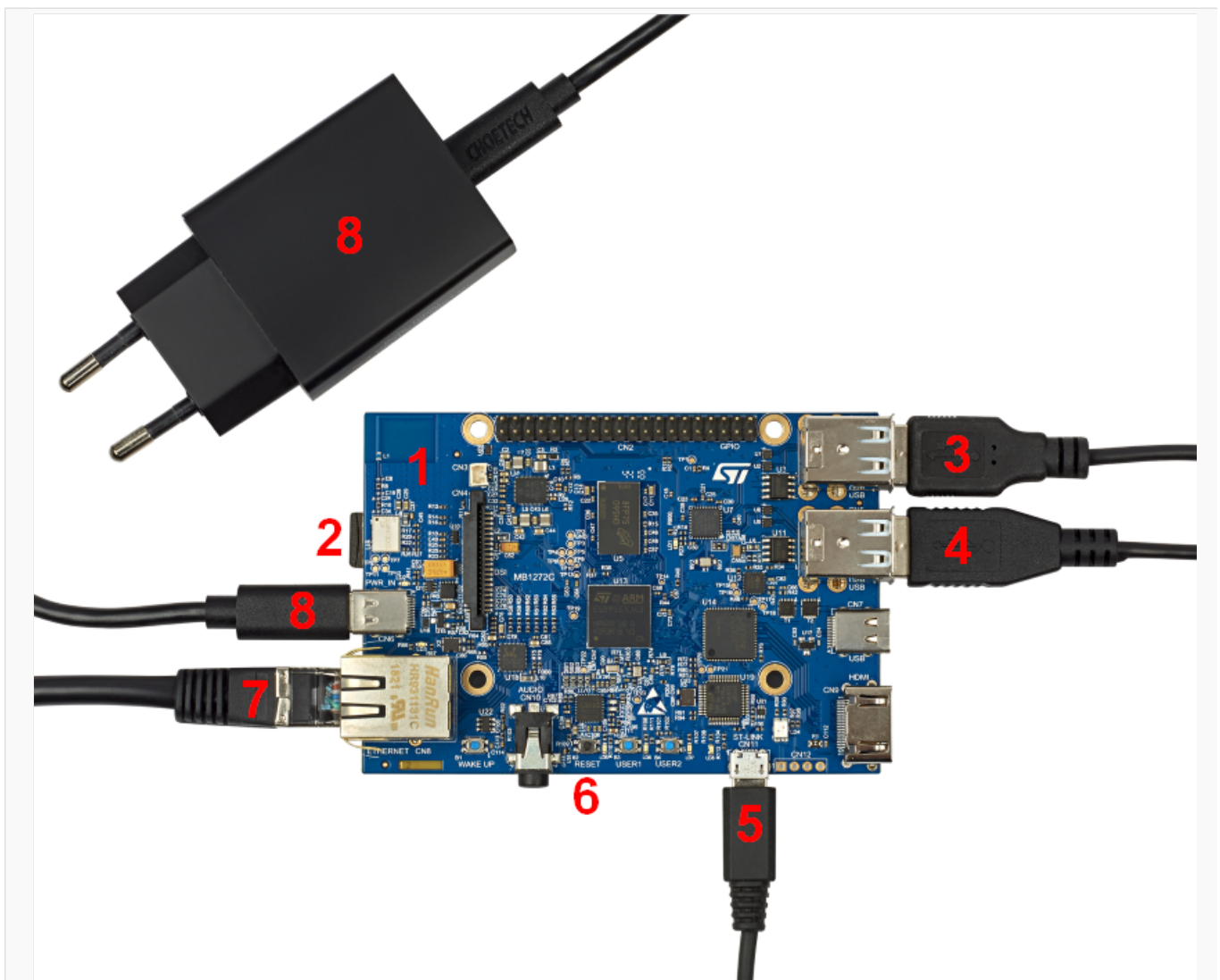


A quality version of this page, approved on 8 June 2020, was based off this revision.

This article presents the recommended connections to start with the **STM32MP157x-DKx** Discovery kits. It is valid for the STM32MP157A-DK1 , STM32MP157D-DK1 , STM32MP157C-DK2  and STM32MP157F-DK2  Discovery kits: the part numbers are specified in the STM32MP15 microprocessor part numbers article.

### Warning

To successfully start the board, it is recommended to go through the corresponding Starter Package article: [Category:Starter Package](#)



STM32MP157x-DKx Discovery kit connections

**STM32MP157C-DK2** shown here without the MB1407 daughterboard DSI display to avoid hiding the connections (picture is not contractual)

Display Serial Interface (MIPI<sup>®</sup> Alliance standard)

Stable: 17.06.2020 - 15:27 / Revision: 16.01.2020 - 13:43



---

A quality version of this page, approved on *17 June 2020*, was based off this revision.

This category groups together all articles related to a Starter Package (whatever the microprocessor device and the board).

The Developer Package is specified in the [Which Package better suits your needs](#) article.



## Pages in category "Starter Package"

The following 3 pages are in this category, out of 3 total.

- [STM32MP15 Discovery kits - Starter Package](#)
- [STM32MP15 Evaluation boards - Starter Package](#)
- [STM32MP15 Evaluation boards - Starter Package for Android](#)

Stable: 05.03.2021 - 09:42 / Revision: 05.03.2021 - 09:42

A quality version of this page, approved on 5 March 2021, was based off this revision.

In a first part, this article shows the STM32MP157 line **part number codification** and **block diagram**. STM32MP157 belongs to STM32MP1 Series (refer to the list of part numbers provided below).

The second part of this article digs into technical aspects, and provides entry points to:

- STM32MP15 **documentation**
- articles dedicated to **Internal peripherals** that make the transition towards the software frameworks required to control these peripherals
- the list of **boards** supporting STM32MP15 devices
- the supported **software distributions**, that can be downloaded into the STM32MP15 device.

### Contents

1 Introduction .....	6
2 Part number codification .....	7
2.1 STM32MP15x lines .....	7
2.2 Security and Cortex-A7 frequency .....	7
2.3 Packages .....	7
2.4 Junction temperature .....	7
3 Block diagram .....	8
4 Technical documentation .....	9
5 Internal peripherals .....	10
6 How to get further with STM32MP15 ecosystem .....	11
6.1 Boards .....	11
6.2 Supported software distributions .....	11
7 References and foot notes .....	12



---

## 1 Introduction

---

STM32MP15 microprocessors are based on the Arm<sup>®</sup>Cortex<sup>®</sup>-A7 dual core. They support Trustzone mode for secure operations, a **Vivante GPU** and an Arm<sup>®</sup>Cortex<sup>®</sup>-M4 coprocessor.

Arm<sup>®</sup>Cortex<sup>®</sup>-M4 coprocessor and its peripheral set are directly inherited from the STM32 MCU family <sup>[1]</sup>.



## 2 Part number codification

The table below shows the STM32MP15 microprocessor different part numbers available, together with their corresponding internal peripherals, security options and packages.

### 2.1 STM32MP15x lines

	Cortex-A7	Cortex-M4	GPU	Display	CAN
STM32MP151	Single	Yes	No	TFT	No
STM32MP153	Dual	Yes	No	TFT	Yes
STM32MP157	Dual	Yes	Yes	TFT/DSI	Yes

### 2.2 Security and Cortex-A7 frequency

	Security	Cortex-A7 frequency
STM32MP15xA	Basic	650 MHz <sup>[2]</sup>
STM32MP15xC	Secure boot + Cryptography (CRYP)	650 MHz <sup>[2]</sup>
STM32MP15xD	Basic	800 MHz <sup>[2][3]</sup>
STM32MP15xF	Secure boot + Cryptography (CRYP)	800 MHz <sup>[2][3]</sup>

### 2.3 Packages

STM32MP15xxAA	TFBGA448 18x18
STM32MP15xxAB	LFBGA354 16x16
STM32MP15xxAC	TFBGA361 12x12
STM32MP15xxAD	TFBGA257 10x10

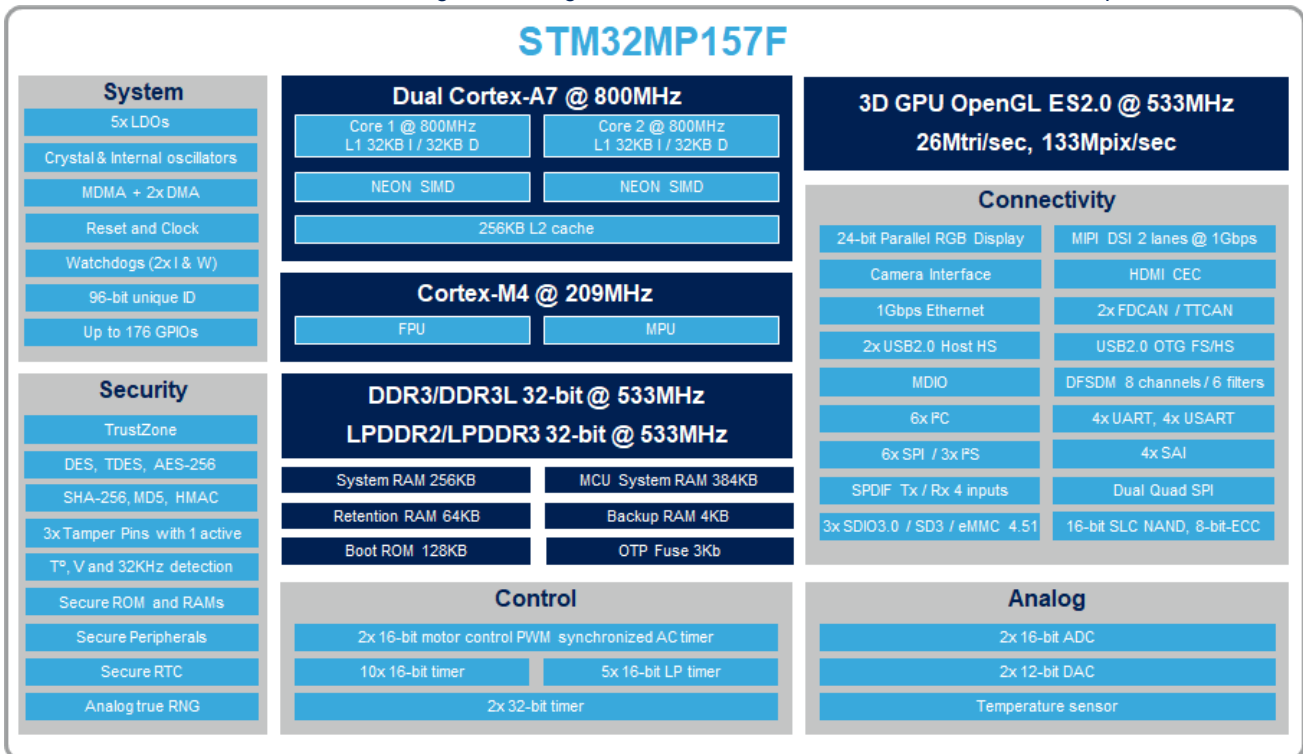
### 2.4 Junction temperature

STM32MP15xxxx1	- 20 to + 105 °C <sup>[2][3]</sup>
STM32MP15xxxx3	- 40 to + 125 °C <sup>[2]</sup>



### 3 Block diagram

Here below is the STM32MP157F block diagram offering the richest features set of the STM32MP15 microprocessor.



Notice that the diagram above is a functional view that is not fully aligned with the real design. For instance, SPDIF RX and SPDIF TX functions are grouped in a single box whereas SPDIF RX is implemented in one dedicated peripheral and SPDIF TX is supported by SAI.





---

## 4 Technical documentation

---

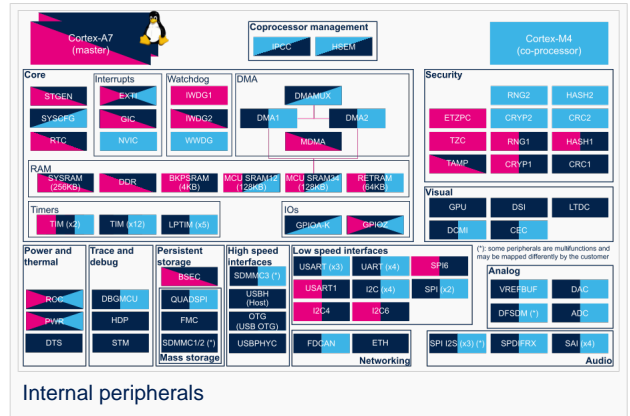
- [STM32MP15 Reference Manual](#): device and internal peripheral user specifications
- [STM32MP15 Datasheet](#): electrical characteristics, package and pinout descriptions



## 5 Internal peripherals

STM32MP15 peripherals overview article gives a description of all the internal peripherals available on STM32MP15 devices, with direct links to the articles where you can find:

- an overview of each peripheral
- the list of instances available for each peripheral type,
- information on the way each instance can be shared between Arm®Cortex®-A7 and Cortex®-M4 cores,
- direct links to the software frameworks used to control the peripheral from different Arm® cores and security modes such as Cortex®-A7 non secure, Cortex®-A7 secure or Cortex®-M4 (non secure).





---



## 6 How to get further with STM32MP15 ecosystem

---

### 6.1 Boards

The list of boards that integrate STM32MP15 devices can be found in [STM32MP15 boards](#) article.

### 6.2 Supported software distributions

 <b>STM32MPU Embedded Software distribution</b>	 <b>STM32MPU Embedded Software distribution for Android</b>
---	---

Click the links above to find information on:

- [Distribution composition and associated software architecture](#)
- [Associated release notes](#)



---

## 7 References and foot notes

---

- STM32 MCU family
- 2.02.12.22.32.42.5 Exposure to maximum rating conditions for extended periods may affect device reliability. Device mission profile (application conditions) is compliant with JEDEC JESD47 qualification standard. Refer to the STM32MP15 Datasheet and AN5438 for further information.
- 3.03.13.2 800 MHz part numbers are only available with '1' as junction temperatures range suffix (- 20 to + 105 °C).

Arm® is a registered trademark of Arm Limited (or its subsidiaries) in the US and/or elsewhere.



Cortex®

Graphics Processing Units

Microcontroller Unit (MCUs have internal flash memory and are intended to operate with a minimum amount of external support ICs. They commonly are a self-contained, system-on-chip (SoC) designs.)

Controller Area Network (robust bus mainly used for automotive applications)

Display Serial Interface (MIPI® Alliance standard)

Receive

Transmit

Serial Audio Interface (Mechanism used to transfer non-buffered audio data between processors and/or audio converters.)