



---

## Reading tips



---

## Contents

---

1. Reading tips .....	3
2. Main Page .....	7



---

A quality version of this page, approved on 23 June 2020, was based off this revision.

This article provides a few tips for easy reading of this user guide.

## Contents

1 Browsing .....	4
2 Links .....	5
3 Image, clickable image and clickable image maps .....	6
4 Commands .....	7



---

## 1 Browsing

---

*Chrome and Firefox browsers are recommended.*

The user guide contains hundreds of articles (aka pages). As for any wiki website, an article might refer to tens of other articles, which might themselves refer to tens of other articles (and so on). It may be tempting to follow these links at the risk of moving away from the original article.

The articles are designed to be, as far as possible, self-sufficient.

With this in mind, it is good practice to keep the main article open in your browser, and to open any article linked by the main article in a new browser tab. Focus on the main article is hence maintained.



---

## 2 Links

---

Any link, either to an article of the user guide or to an internet website, appears in [blue](#).

Example:

- [Link to the user guide Main Page](#).
- [Link to the STMicroelectronics website](#). Note the arrow icon that shows that the link leads to another site.

### 3 Image, clickable image and clickable image maps

An image might be:

- a normal image - the image doesn't link to any destination
- a clickable image - the entire area of the image links to a single destination
- a clickable image map - some areas of the image link to multiple destinations

Move your mouse pointer over the images below to see what the mouse pointer and the display looks like for each image.




Normal image	Clickable image	Clickable image map
<p>The image below simply shows the logo for the STM32 MP1 Series</p>	<p>If you click on the image, you are redirected to the user guide main page</p>	<p>If you click on the butterfly, you are redirected to the user guide main page.</p> <p>If you click on "STM32 MP1", you are redirected to the STMicroelectronics website (<a href="http://st.com">st.com</a>)</p>
		 <p>Example of clickable image map</p>

Image types available in the user guide



## 4 Commands

Any command that is executed on the board (through the remote Terminal or the Wayland Terminal) starts with **Board \$>**, while any command executed on the host PC (through the local Terminal) starts with **PC \$>**.

Example:

```
Board $> pwd
```

means that the "pwd" command shall be executed on the board: it will print the name of the current directory on the board.

```
PC $> pwd
```

means that the "pwd" command is executed on the host PC: it prints the name of the current directory on the host PC.

also known as

Stable: 14.10.2021 - 07:52 / Revision: 14.10.2021 - 07:52

A quality version of this page, approved on 14 October 2021, was based off this revision.

## Welcome to the STM32 Arm®Cortex®-based MPUs user guide

### Wiki archive for STM32 MPU ecosystem-v2 releases flow!

This user guide is dedicated to ST customers wanting to continue to work with STM32 MPU ecosystem-v2 releases flow.

For new STM32 MPU customers, it is highly recommended to jump to the last STM32 MPU releases flow available [here](#).

ST user guides aim at assisting developers to use STM32 MPUs microprocessor devices from STMicroelectronics, starting with the **STM32MP1 series**.<sup>[1]</sup>

It contains many articles to discover the **STM32MP1 series** and associated **ecosystems** (STM32 boards, embedded software, development tools, trace & debug tools...).



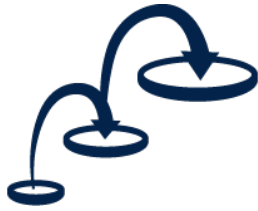


## Information

The latest release for STM32MP1 series in the **ecosystem-v2 flow** is the **STM32MP15 ecosystem release v2.1.0**


Discover all the new features described in the [STM32MP15 ecosystem release note](#) or jump in using the [Getting started](#) zone.

Now, let you drive by links given in the articles, starting with the ones below.



### Getting started

Discover our boards and the ecosystem around our STM32 Arm Cortex-based MPUs, step by step



### Development zone

Over 500 updated articles on the STM32 Arm Cortex-based MPUs.

This user guide complements the resources available on STMicroelectronics web site for the [STM32 Arm Cortex-based MPUs](#).

It is strongly recommended, before starting browsing this user guide, to go through the [legal notice](#), and the [reading tips](#).

*Chrome and Firefox browsers are recommended.*

- [\[1\]STM32MP1 series on st.com](#)

### Other STM32 wikis



This user guide aims at assisting developers to use STM32 **MCUs** microcontroller devices from STMicroelectronics .

Arm® is a registered trademark of Arm Limited (or its subsidiaries) in the US and/or elsewhere. 

Cortex®

Microprocessor Unit