



Coprocessor management overview



Contents

1. Coprocessor management overview	3
2. Coprocessor resource table	7
3. ETZPC internal peripheral	7
4. How to assign an internal peripheral to a runtime context	7
5. IPCC internal peripheral	7
6. Linux Mailbox framework overview	7
7. Linux RPMsg framework overview	7
8. Linux remoteproc framework overview	7
9. Resource manager for coprocessing	7
10. STM32MP15 RAM mapping	7
11. STM32MP15 peripherals overview	7
12. TF-A overview	7



This article provides an overview of the management of the heterogeneous asymmetric architecture implemented in the STM32 MPU microprocessor family. It provides information on mechanisms put in place to help developers to design software in the multiprocessor system.

Contents

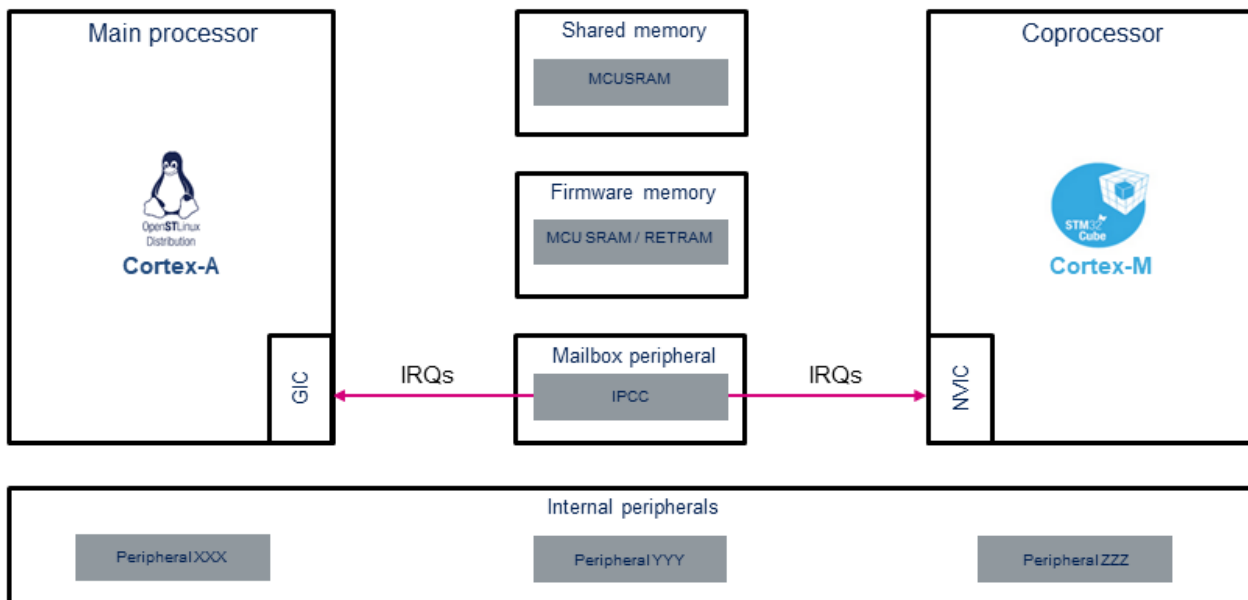
1 System overview	4
2 Functional features and design	5
2.1 Load and control the Cortex-M firmware	5
2.2 Resources management (for shared peripheral, clocks, GPIOs...)	5
2.3 Inter processor communication	6



1 System overview

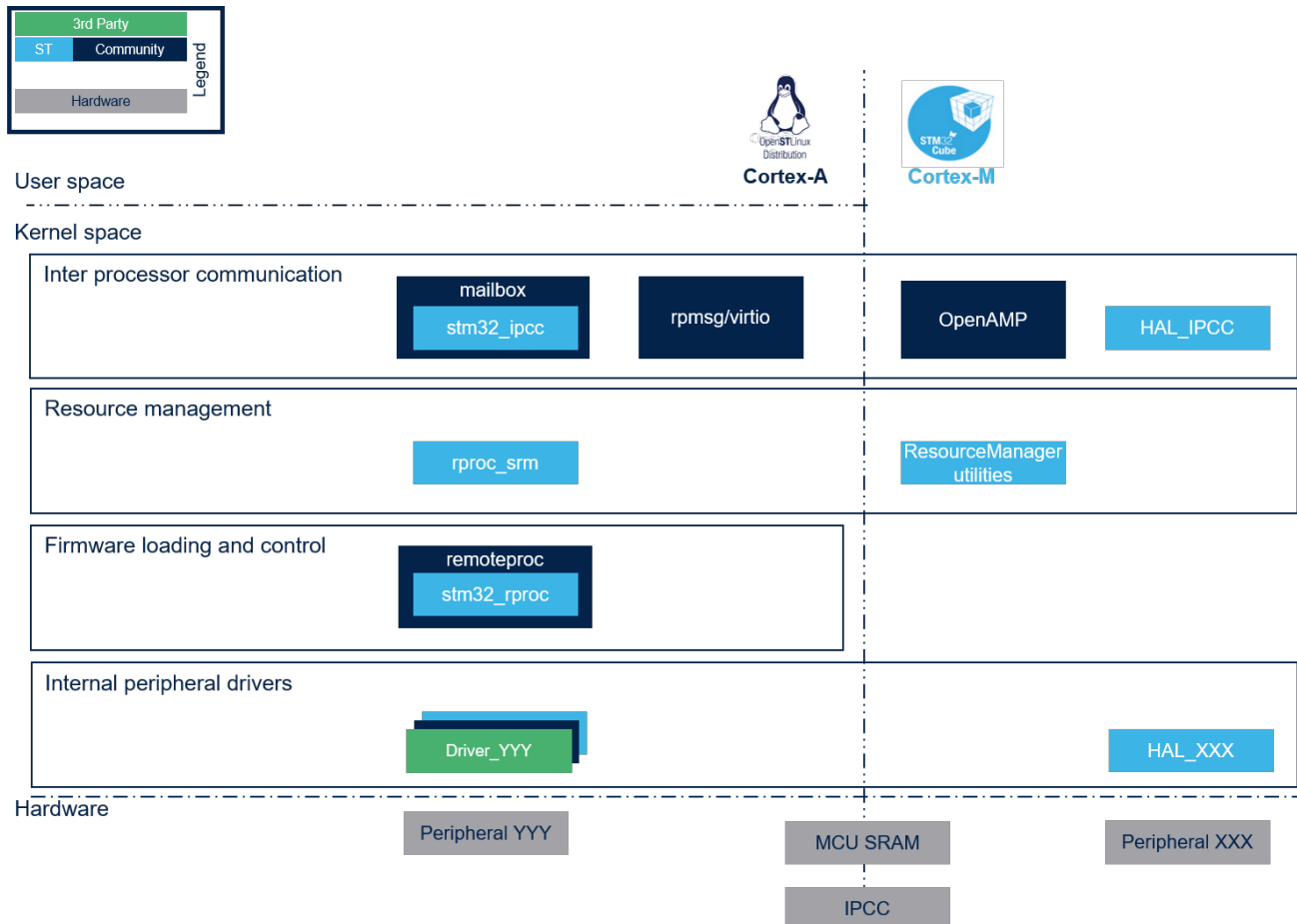
The STM32 MPU multiprocessor system allows to run independent firmwares on each CPU core. The below subsystems are involved in the management of the coexistence of the two CPU subsystems:

- A Arm®Cortex®-A acting as main processor and optimized to run the Linux® based OS.
- A Arm®Cortex®-M coprocessor which can run the RTOS optimized for microcontrollers or a bare-metal application.
- Internal memory regions with access granted for both the master and/or the slave processors:
 - To load and execute coprocessor firmware and define static common structures.
 - To share buffers for inter processing communication through a messaging infrastructure.
- An inter-processor communication controller peripheral allowing a signaling system by a dedicated mailbox.
- Internal peripheral resources that can be assigned to the master or the slave processor.



2 Functional features and design

In order to manage the coprocessor system, a list of services is proposed relying on the open-source **RemoteProc** and **RPMsg** frameworks. These frameworks are introduced in chapters below with links to dedicated articles for further explanation.



2.1 Load and control the Cortex-M firmware

The Linux OS integrates the **RemoteProc** framework that allows to load firmware and control remote processors.

2.2 Resources management (for shared peripheral, clocks, GPIOs...)

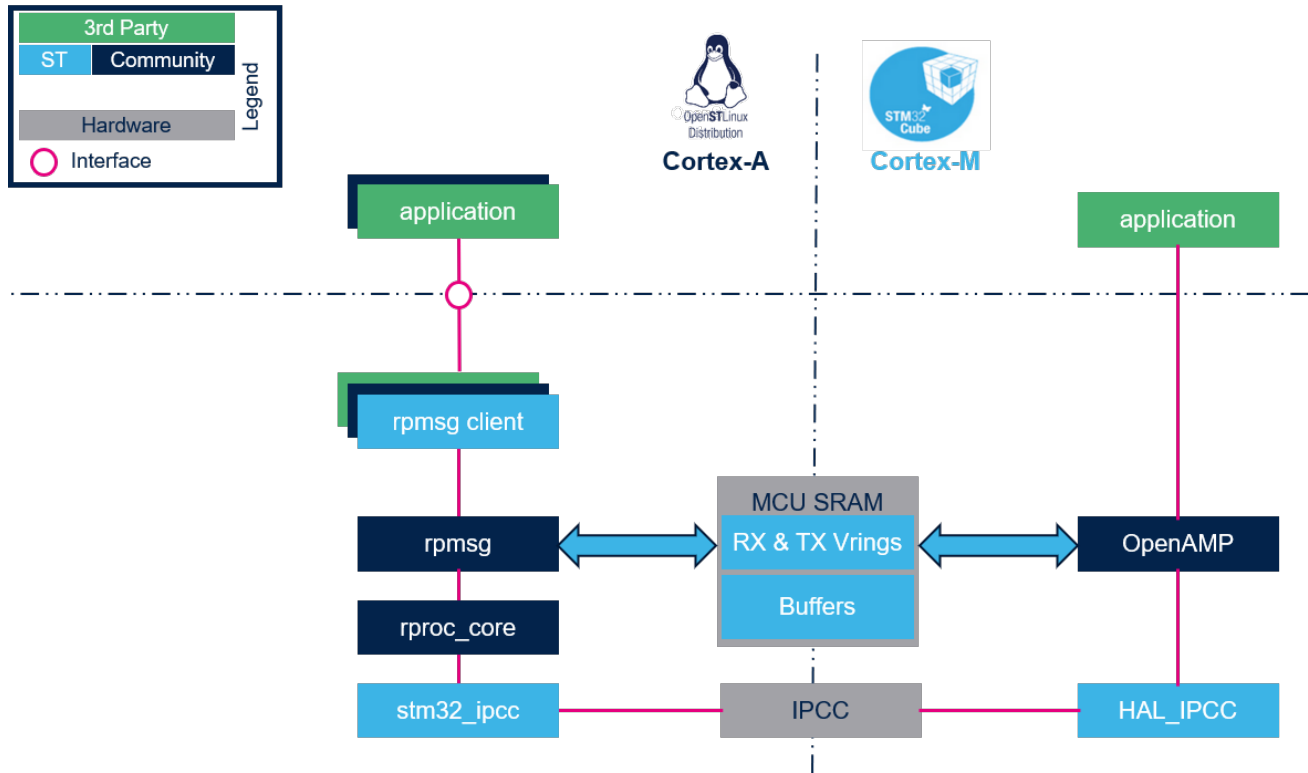
The **resource manager** proposes services to manage common resources and avoid any conflict.

- **Peripheral assignment request:** the mechanism used to ensure that a peripheral is reserved for a processor usage. The principle is that a firmware requests the peripheral before starting to use it, relying on the **ETZPC** table.
 - On Cortex-A: At boot time, the **ETZPC** and Linux device tree are configured according to the **TF-A[®]** device tree (refer to **How to assign an internal peripheral to a runtime context** for details).
 - On Cortex-M: the service is implemented by the **Resource manager** utilities.
- **Coprocessor resource configuration set:** services available in the main processor (Cortex-A running Linux) to configure the system resources needed to operate the peripheral on the coprocessor. The service is implemented by **rproc_srm** driver.



2.3 Inter processor communication

Inter processor communication is based on **RPMsg** framework and **Mailbox** mechanisms.



- On Cortex-A:
 - The RemoteProc framework is in charge of enabling the IPC on Linux side, based on information available in the firmware resource table.
 - The RPMsg service is implemented by the RPMsg framework.
 - The Mailbox service is implemented by the `stm32_ipcc` mailbox driver.
- On Cortex-M:
 - The RPMsg service is implemented by the OpenAMP library .
 - The Mailbox service is implemented by the HAL_IPCC driver.

Microprocessor Unit

Central processing unit

Arm® is a registered trademark of Arm Limited (or its subsidiaries) in the US and/or elsewhere.

Cortex®

Linux® is a registered trademark of Linus Torvalds.

Operating System

Real Time Operating System

Remote Processor Messaging

Extended TrustZone Protection Controller



Inter-Processor Communication

Hardware Abstraction Layer

Inter-Processor Communication Controller

Stable: 24.01.2020 - 09:04 / Revision: 24.01.2020 - 09:03

Invalid target: no reviewed revision corresponds to the given ID.

[Return to Coprocessor resource table](#)

Stable: 31.07.2020 - 14:57 / Revision: 31.07.2020 - 14:56

Invalid target: no reviewed revision corresponds to the given ID.

[Return to ETZPC internal peripheral](#)

Stable: 16.02.2021 - 17:29 / Revision: 16.02.2021 - 17:11

Invalid target: no reviewed revision corresponds to the given ID.

[Return to How to assign an internal peripheral to a runtime context.](#)

Stable: 22.01.2020 - 16:10 / Revision: 22.01.2020 - 10:51

Invalid target: no reviewed revision corresponds to the given ID.

[Return to IPCC internal peripheral](#)

Stable: 30.01.2020 - 13:51 / Revision: 30.01.2020 - 13:49

Invalid target: no reviewed revision corresponds to the given ID.

[Return to Linux Mailbox framework overview](#)

Stable: 16.02.2021 - 17:39 / Revision: 16.02.2021 - 17:00

Invalid target: no reviewed revision corresponds to the given ID.

[Return to Linux RPMsq framework overview](#)

Stable: 07.12.2020 - 10:37 / Revision: 07.12.2020 - 10:35

Invalid target: no reviewed revision corresponds to the given ID.

[Return to Linux remoteproc framework overview](#)

Stable: 16.02.2021 - 17:58 / Revision: 16.02.2021 - 17:55

Invalid target: no reviewed revision corresponds to the given ID.

[Return to Resource manager for coprocessing](#)

Stable: 05.01.2021 - 17:13 / Revision: 05.01.2021 - 17:08

Invalid target: no reviewed revision corresponds to the given ID.

[Return to STM32MP15 RAM mapping](#)

Stable: 22.01.2020 - 16:15 / Revision: 22.01.2020 - 13:48

Invalid target: no reviewed revision corresponds to the given ID.

[Return to STM32MP15 peripherals overview](#)

Stable: 17.02.2021 - 19:40 / Revision: 16.02.2021 - 16:25

Invalid target: no reviewed revision corresponds to the given ID.

[Return to TF-A overview](#)